



**BOMINOX**  
stainless steel pumps

CURVAS CARACTERÍSTICAS  
*PERFORMANCE CURVES*

**STAMP-STN**

*50 Hz*

**Bominox, S.A.**

Ctra. de Banyoles, km 14  
17844 CORNELLÀ DEL TERRI  
(Girona) Spain

Tel. +34 972 595 020

Fax +34 972 595 120

E-mail: [info@bominox.com](mailto:info@bominox.com)

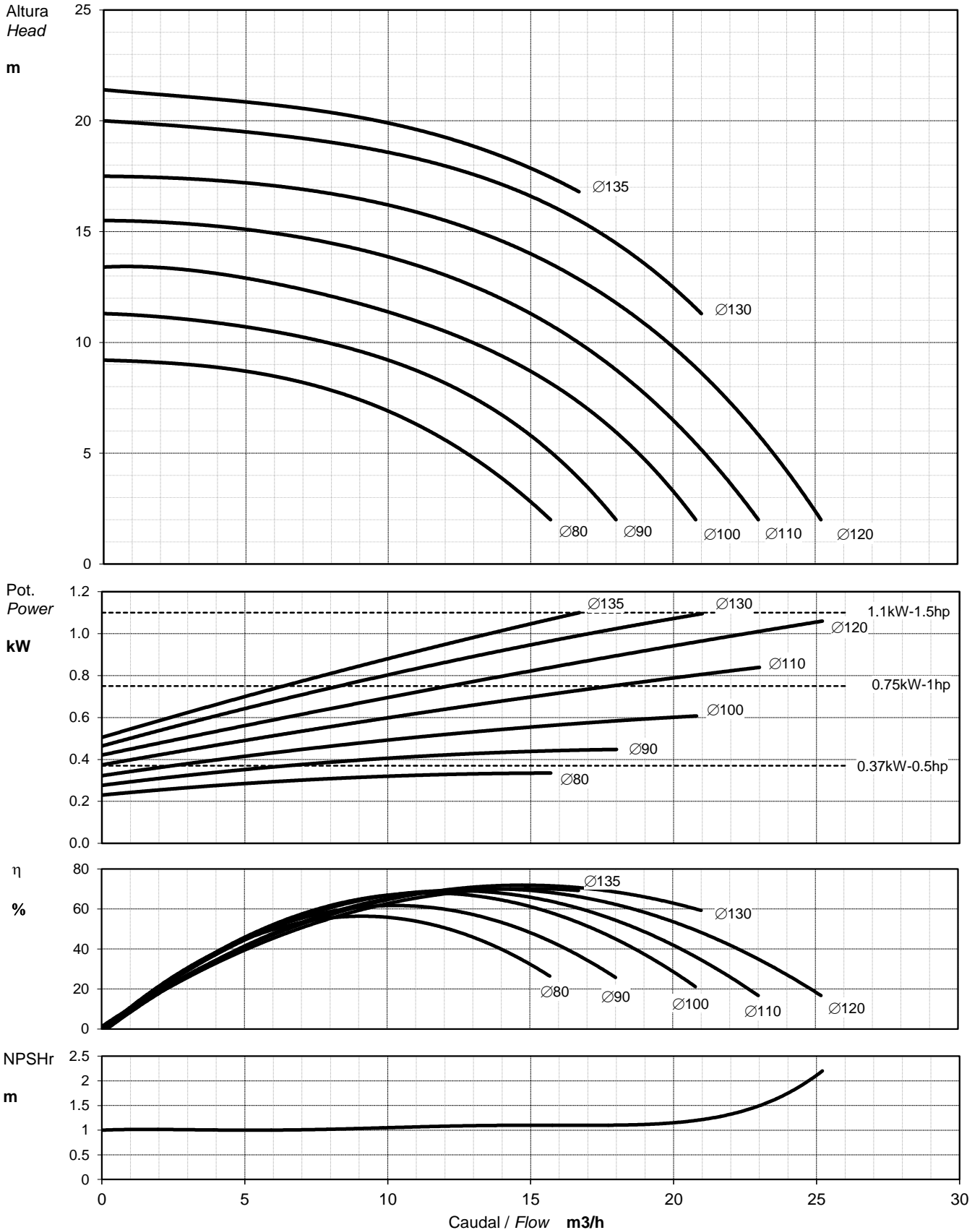
**[www.bominox.com](http://www.bominox.com)**





## CURVAS CARACTERÍSTICAS / PERFORMANCE CURVES

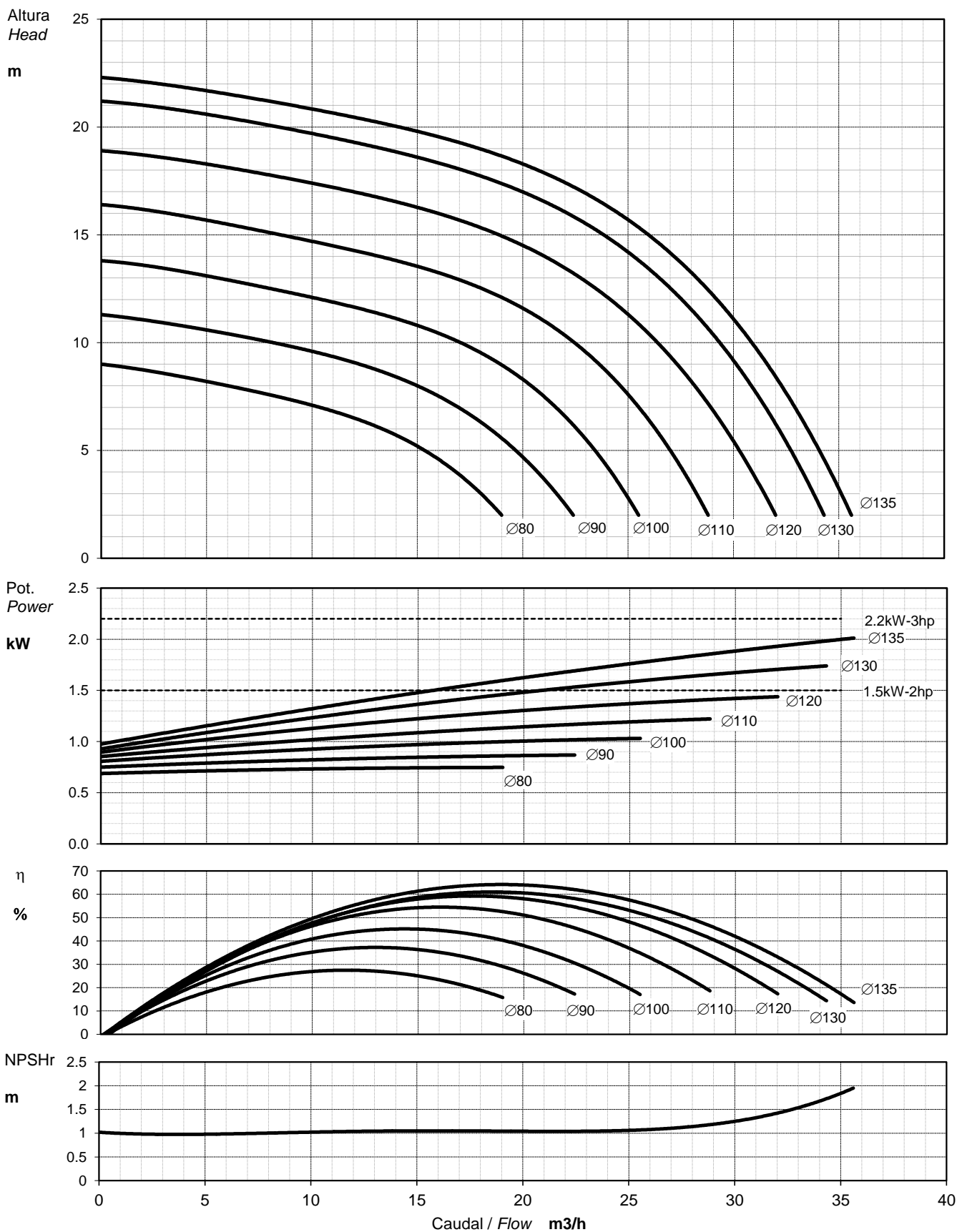
Bomba tipo / Pump type	<b>STN-51/101/151</b>	Potencia / Power	<b>0.37-0.75-1.1 kW</b>	<b>0.5-1-1.5 hp</b>
rpm	<b>2900</b>	Rodete / Impeller Ø (mm)	<b>Semiabierto 6p / Semi-open 6p</b>	<b>max 135 - min 80</b>
Hz	<b>50</b>	Ø asp / Ø inlet	<b>DN-40</b>	
Código / Code	<b>CSO6N-101</b>	Ø imp / Ø outlet	<b>DN-32</b>	





## CURVAS CARACTERÍSTICAS / PERFORMANCE CURVES

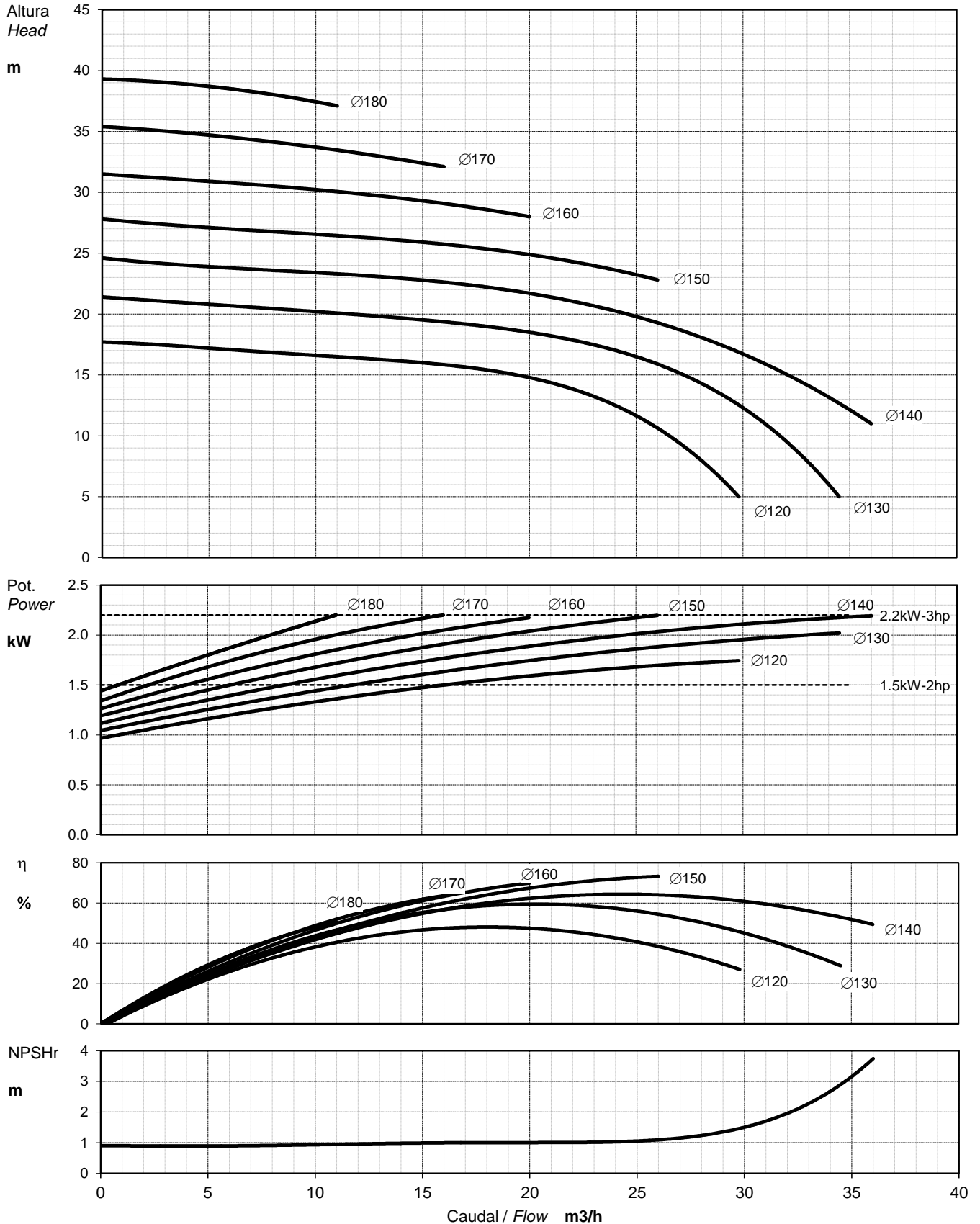
Bomba tipo / Pump type	<b>STN-201/301</b>	Potencia / Power	1.5-2.2 kW	2-3 hp
rpm	<b>2900</b>	Rodete / Impeller Ø (mm)	<b>Semiabierto 6p / Semi-open 6p</b>	max 135 - min 80
Hz	<b>50</b>	Ø asp / Ø inlet	<b>DN-50</b>	
Código / Code	<b>CSO6N-102</b>	Ø imp / Ø outlet	<b>DN-40</b>	





## CURVAS CARACTERÍSTICAS / PERFORMANCE CURVES

Bomba tipo / Pump type	<b>STN-202/302</b>	Potencia / Power	<b>1.5-2.2 kW</b>	<b>2-3 hp</b>
rpm	<b>2900</b>	Rodete / Impeller Ø (mm)	<b>Semiabierto 6p / Semi-open 6p</b>	<b>max 180 - min 120</b>
Hz	<b>50</b>	Ø asp / Ø inlet	<b>DN-50</b>	
Código / Code	<b>CSO6N-103</b>	Ø imp / Ø outlet	<b>DN-40</b>	





## CURVAS CARACTERÍSTICAS / PERFORMANCE CURVES

Bomba tipo / Pump type	<b>STN-402/552</b>	Potencia / Power	<b>3-4 kW</b>	<b>4-5.5 hp</b>
rpm	<b>2900</b>	Rodete / Impeller Ø (mm)	<b>Semiabierto 6p / Semi-open 6p</b>	<b>max 180 - min 120</b>
Hz	<b>50</b>	Ø asp / Ø inlet	<b>DN-65</b>	
Código / Code	<b>CSO6N-104</b>	Ø imp / Ø outlet	<b>DN-50</b>	

